

BROTHER QL-580N & QL-1060N

BROTHER QL NETWORK-READY
LABEL PRINTERS



SHIPPING &
RECEIVING



HEALTHCARE
SLIDE LABELING



RETAIL SHELF EDGE /
PRODUCT LABELING

**TWO
YEAR**

LIMITED
WARRANTY &
REPLACEMENT
SERVICE



Brother
QL-1060N

PROFESSIONAL-GRADE FEATURES:

- Built-in Ethernet Connection
- Heavy-Duty Cutter
- Powerful Software Integration Tools
- Easy To Incorporate Bar Codes
- High-resolution Printing



Brother
QL-580N

SHelf BH29 |

Photo is for illustrative purposes only.

brother[®]
at your side

BROTHER NETWORK-READY



BROTHER QL-580N

- Up to 2.4" wide labels
- Up to 68* labels per minute
- Heavy Duty Cutter
- High resolution text and graphics at up to 300 x 600 dpi**
- Great for mailing labels, file folders, creating bar codes, and sharing among your office work group

**TWO
GREAT
MODELS
TO CHOOSE FROM!**

Or, for more versatile applications, step up to the **BROTHER QL-1060N**



BROTHER QL-1060N

- Up to 4" wide labels
- Up to 69* labels per minute
- Great for networked applications that require wide labels, such as signs, banners and specialized labeling solutions

KEY FEATURES:

Label printers with built-in Ethernet interfaces make them easy to connect and manage over the network.



HIGH QUALITY PRINTING

Professional high-resolution printing (up to 300 x 300 dpi on the Brother QL-1060N; up to 300 x 600 dpi** on the Brother QL-580N) captures all the fine details of pictures, logos, graphics and bar codes.



EASY TO INSTALL

Brother QL Label Printers come with easy to install label creation software and drivers. Simply place the CD into your PC and follow the user prompts. It's that easy!



ACCEPT WIDE LABELS

The Brother QL-1060N Label Printer prints on labels up to 4" wide. The Brother QL-580N prints on labels up to 2.4" wide. This provides flexibility, with a wide range of label and tape rolls to choose from. Print on labels as small as 1/2" diameter round labels or, with the Brother QL-1060N, as large as our 4" x 6" shipping labels.



BUILT-IN AUTOMATIC CUTTERS

The Brother QL-580N and QL-1060N Label Printers come with a built-in heavy duty automatic cutter. This allows for labels to be cut at various intervals, for easy handling of large print jobs and ensuring a clean professional finish when using continuous tape rolls.

Photos are for illustrative purposes only.

* Using 4 line address label. Text only. At 300 x 300 dpi.

** In superfine mode.

BROTHER, THE TRUSTED NAME IN PRINTING AND LABELING

LABEL PRINTERS

SHELF BH29

Warehouse 3, Zone 5



PICK FROM THE MANY IMAGES, SYMBOLS AND CLIP ART IN THE SOFTWARE OR IMPORT PICTURES STORED ON YOUR PC

CHOOSE FROM VARIOUS TRUETYPE® FONTS STORED ON YOUR PC

THE SOFTWARE INCLUDES A VARIETY OF INDUSTRY STANDARD BAR CODES FOR ANY NUMBER OF APPLICATIONS



Tall Brown Vase

**ON SALE!
\$12.99
Incl. tax**

LAB ID #:
65465475424
SAMPLE ID #:
4545221
DATE:
09-26-08

INSERT TIME AND DATE STAMP

B-PAC SOFTWARE DEVELOPMENT KIT PROVIDES TOOLS FOR EASY INTEGRATION


WIDE RANGE OF HIGH QUALITY SUPPLIES

There is a wide range of cost effective, crisp white paper labels for your envelopes, packages, slide labels, retail price labeling, name badges, file folders and more. For added durability, use our film labels when creating customized signage on demand or for CD/DVDs. Once printed - it is easy to peel and apply your label or sign.

EASY DROP-IN LABEL AND TAPE ROLLS

The Brother QL Label Printers use easy drop-in rolls so you can switch label types in seconds. The machines automatically sense which roll you have in and adjust your on-screen template to the correct size.

DIE-CUT (PRE-SIZED) LABELS



Labels come in assorted sizes, such as; address labels, shipping labels, slide labels, retail food and price labeling, CD/DVD labels and file folder labels.

CONTINUOUS TAPES

SHELF BH29

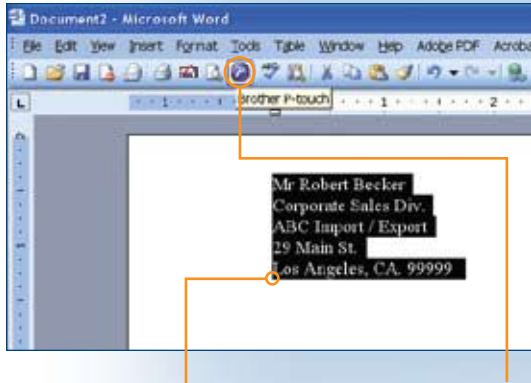
Continuous tapes allow you to determine the length of the label. Great for labeling long packages, binders or creating cost effective signage on demand.





USER-FRIENDLY, BUT POWERFUL, P-TOUCH® EDITOR V.5 LABEL CREATION SOFTWARE

Create labels using information stored in Microsoft® Word, Excel® and Outlook® (Available for Windows® only)



HIGHLIGHT: select the text from your document.

CLICK: the add-in button on the toolbar to pull the data into the label creation software.

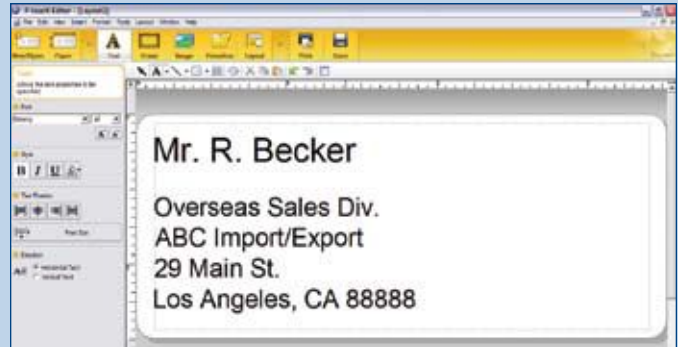
PRINT: your label right away or edit as desired.



Photo is for illustrative purposes only.

OR

Get creative and design your own labels using the included P-touch® Editor software (Express mode shown)



3 INPUT LEVELS' IN THE LABEL CREATION SOFTWARE:

- 1. SNAP FUNCTION:** Allows for screen capture to be easily incorporated into a label design.
- 2. EXPRESS MODE:** This mode is perfect for the beginner or for creating labels quickly (shown in picture above).
- 3. PROFESSIONAL MODE:** Create sophisticated label designs in this mode or for the expert label designer.

POWERFUL SOFTWARE INTEGRATION TOOLS WITH THE b-PAC SOFTWARE DEVELOPMENT KIT

What is b-PAC Software Development Kit

b-PAC is Brother's Application Programming Interface (API) for its P-touch® Editor label design software. b-PAC gives programmers a way to use specific features of the P-touch® Editor software without having to open the application. Using b-PAC, programs can pass text, numbers, graphics, and bar code data to a label template, and print the label directly to any of Brother's Label Printers.

b-PAC offers added versatility in creating label templates

As an alternative to creating a label in their specific application, developers can create a label template with P-touch® Editor, and use b-PAC to pass the data to the pre-defined template. Because b-PAC integrates seamlessly with Brother label printers, you'll always know that the labels will print as expected.

Free Download of b-PAC Software Development Kit

b-PAC provides automation components for using P-touch® Editor label templates, and can be used by any application that supports COM Automation. Included with the b-PAC installation are the distribution component and license, complete documentation, and sample code written in Visual Basic, Visual Basic for Applications, Visual Basic Script, and Visual C++. Developers can download any of Brother's b-PAC software development kits at: <http://www.brother.com>.

WHY NETWORK A LABEL PRINTER?

A networked label printer allows multiple users to be connected and use one machine. All users on the LAN network – whether they are PC or Mac users – can access a networked Brother QL Label Printer. The advantages of this include:

- Single shared printer means low initial purchase cost to serve multiple users
- Saves space
- Easy to install and manage
- Able to print remotely from another location
- Print different sized labels without having to change rolls – this is possible if there is a series of label printers connected to the network and each machine holds a different roll type

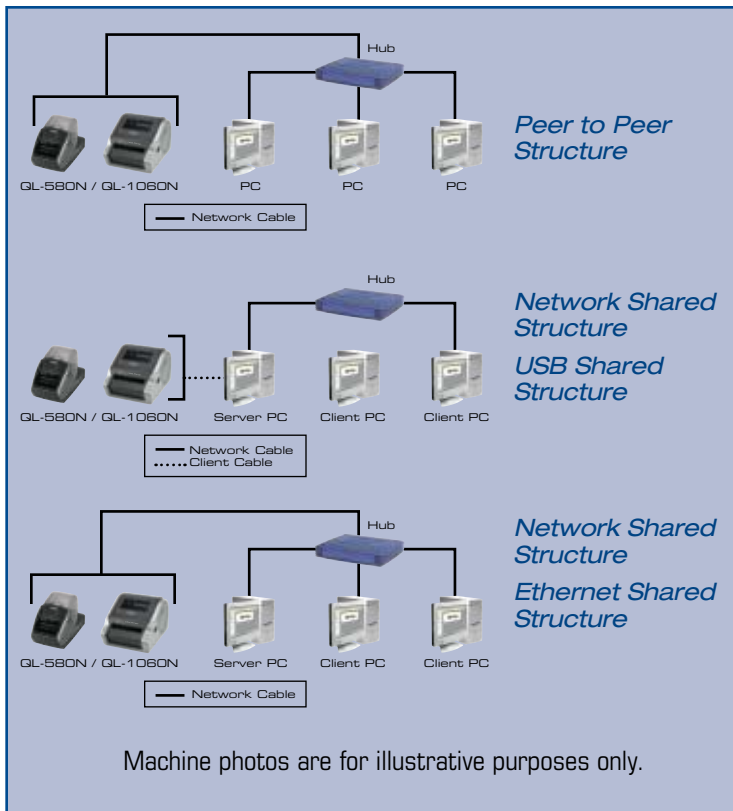
EASY TO INSTALL

Installing the Brother Label Printer onto the Network:

It is simple to install a Brother QL Label Printer onto a network using the user-driven installation software.

Network Structures (Shown Below)

The Brother Label Printer can be connected to a network via a peer to peer structure or by using a Network Shared Structure (USB or Ethernet model).



EASY TO MANAGE

Brother Network management tools provide a range of features to make it easier to manage Brother QL Label Printers. These include:

Monitor Printer Status

- Included with the Brother QL-1060N and QL-580N is our BRAdmin Network Management Software which allows you to easily configure and check the status of your network-enabled printers.

Error Checking

- Local USB connection – an error message appears immediately on-screen to identify the error that has occurred.
- Network connection – The 3 color LED flashes red to indicate an error has occurred. An error message is displayed on the task bar of your PC running the Brother Status Monitor.

BRAdmin Network Management Software

BRAdmin Light (Available on Included CD)

BRAdmin Light is a utility used in the initial set up of Brother network connected devices. It allows the user to search for printers, view printer status and configure basic network settings. BRAdmin Light provides easy access to vital information on the Brother QL-1060N or QL-580N.

BRAdmin Professional For Windows

(Available via FREE download from: <http://solutions.brother.com>)

BRAdmin Professional offers a more advanced management of network connected Brother devices. It includes BRAdmin Light functions as well as allows the Administrator to access multi-printer settings.

Using BRAdmin Professional the Administrator can access the following information:

- Device (Status, Speed, Emulation, Memory, Template and Node Type)
- Printer (Media Status, Media Type, Total Cut Count, Total Print Length, etc)
- Printer Set Up (Emulation, Power, and Baud Rate)
- Operation Controls (User Reset, Factory Reset, Print Setting Lists and Cancel Jobs)
- Network configuration settings such as IP Address, Node Name and Protocol Control

Web BRAdmin

(Available via FREE download from: <http://solutions.brother.com>)

Web BRAdmin is the web based utility for advanced enterprise management of network connected Brother devices. It has the same functionality as BRAdmin Professional. (requires IIS server support)

TIP: The Brother QL-1060N and QL-580N use the same network management interface as our range of MFCs (all-in-ones) and laser printers, making it easier to integrate the machine into your current system.

BROTHER LABEL PRINTER SPECIFICATIONS

FEATURES	Brother QL-580N	Brother QL-1060N
Operation Modes	PC Connected / Stand-alone (ESC/P or P-touch® Template)	
Maximum Print Speed (labels per minute [▲])	68 [▲]	69 [▲]
Maximum Resolution (dpi)	300 x 600 dpi**	300 x 300 dpi
Cutter	Built-in Automatic Cutter	
Maximum Cutter Life (cuts) [†]	Up to 300,000 [†]	
Maximum Label Width Accepted (inches)	2.4	4
Control Panel Display	3-Color LED Control Panel	
Time & Date	PC-Generated	
Bar Code Types Supported	CODE 39*, ITF 2/5, CODE 128*, CODABAR (NW-7)*, UPC A/E*, EAN 8/13/128*, PDF 417* (Standard, Truncated, Micro), QR Code* (Model1, Model2, Micro), POSTNET, Laser Bar Code, ISBN-2, ISBN-5, Datamatrix* (ECC 200 Square, ECC 200 Rectangular), Maxicode* (Model 2, Model 3, Model 4, Model 5), RSS (Standard, Truncated, Stacked, Stacked Omni, Limited, Expanded, Expanded Stacked)	
Database Connectivity	Windows: csv, txt, mdb, xls, Microsoft SQL Server Database Mac: csv, txt, Apple Address Book(OS standard)	
SOFTWARE		
Software Applications Provided	P-touch® Editor 5.0 for Windows®, P-touch® Editor 5.0 for Mac OS® / P-touch® Address Book 1.1 for Windows®	
Software Add-Ins	Yes, ▼ Microsoft® Word / Outlook® / Excel® (Windows Only)	
Interface	USB (cable included in box), Serial (RS-232C), 10/100BASE-TX Wired Ethernet	
SYSTEM REQUIREMENTS		
Compatibility	PC & Mac OS®	
Operating System	Windows®: 2000 Professional/XP/Windows Vista®/ Windows Server® 2003 Mac OS®: 10.3.9 -10.5.1	
Hard Disk Free Space for Install	Windows®: Over 70MB / Mac OS®: Over 100MB	
Interface	USB Port (USB Spec. 1.1 or 2.0 Protocol)	
Other	CD-ROM Drive for Installation	
SUPPLIES AVAILABLE		
Tapes & Supplies Compatibility	Brother DK Die-cut Label Rolls and DK Continuous Length Adhesive Tape Rolls	
Options	Cleaning Sheets	
ITEMS IN BOX		
Included Items	P-touch® Software & Printer Driver, USB Cord, Power cord, DK Supplies guide and Setup & Operation Guide Starter Rolls: DK-1201 Standard Address Labels (100 labels), DK-2205 2-3/7" Continuous Paper Tape (25 ft.)	P-touch® Software & Printer Driver, USB Cord, Power cord, DK Supplies guide and Setup & Operation Guide Starter Rolls: DK-1241 4"x6" Large Shipping Labels (40 labels), DK-2205 2-3/7" Continuous Paper Tape (25 ft.)
WEIGHT AND DIMENSIONS		
Machine Dimensions (inches)	5.2 (w) x 5.6 (h) x 9.4 (d)	6.7 (w) x 8.7 (h) x 5.8 (d)
Machine Weight (lbs)	2.6	5.8
WARRANTY		
Type of Warranty	2-Year Limited Warranty and Exchange Service	

[▲] At 300x300 dpi using 4 line address label, text only. [▼] Word-2000/2002/2003/2007; Outlook-2000/2002/2003/2007; Excel-2000/2002/2003/2007 for Windows® only. [†] Based on internal Brother testing when using die-cut labels.
* Bar codes are included in P-touch Editor 5.0 and are also resident in the printer. ** In Superfine Mode



Distributed by: BROTHER INTERNATIONAL CORPORATION 100 Somerset Corporate Blvd., Bridgewater, NJ 08807 Machine: made in China, Tape: made in Japan, Cartridge: assembled in China. Additional imported items individually marked with country of origin.

Brother is a registered trademark of Brother Industries Ltd. All other brand and product names are registered trademarks or trademarks of their respective companies. Specifications subject to change without notice. Printed in the U.S.A.

brother
at your side