



**D-Link®**

4G/LTE Mobile Router  
DWR-932

# QUICK INSTALLATION GUIDE



INSTALLATIONSANLEITUNG

GUIDE D'INSTALLATION

GUÍA DE INSTALACIÓN

GUIDA DI INSTALLAZIONE

INSTALLATIEHANDLEIDING

INSTRUKCJA INSTALACJI

INSTALAČNÍ PŘÍRUČKA

TELEPÍTÉSI SEGÉDLET

INSTALLASJONSVEILEDNING

INSTALLATIONSVEJLEDNING

ASENNUSOPAS

INSTALLATIONSGUIDE

GUIA DE INSTALAÇÃO

ΟΔΗΓΟΣ ΓΡΗΓΟΡΗΣ ΕΓΚΑΤΑΣΤΑΣΗΣ

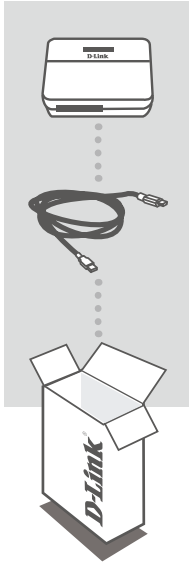
VODIČ ZA BRZU INSTALACIJU

KRATKA NAVODILA ZA UPORABO

GHID DE INSTALARE RAPIDĂ

# CONTENTS OF PACKAGING

## CONTENTS



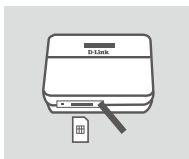
**4G/LTE MOBILE ROUTER**  
DWR-932

**USB CABLE**  
MICRO A-TYPE PLUG

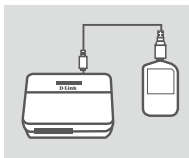
If any of these items are missing from your packaging, please contact your reseller.

## PRODUCT SETUP

### QUICK INSTALLATION



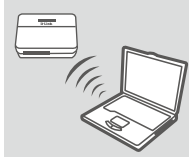
1. Insert the SIM card into the SIM card slot with the gold contact facing up, as shown.



2. Connect the USB cable and plug it into the USB port of the power adapter or a PC to charge the battery.

# ROUTER MODE

## QUICK INSTALLATION



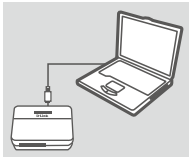
1. Use your PC's wireless adapter to connect to the **dlink\_DWR-932\_xxxx** wireless network. The password is xxxxxxxx which you can find on your device label on the back cover .



2. Use a web browser to go to **192.168.0.1** to log in to the router's configuration interface. The default username is **admin**, and the password should be left blank.

# 4G MODE

## QUICK INSTALLATION



1. Connect the DWR-932 to your PC using the USB cable.



2. Use a Web Browser to 192.168.0.1 to log in to DWR-932's configuration interface. The default username is admin, and the password should be left blank.

# TROUBLESHOOTING

## SETUP AND CONFIGURATION PROBLEMS

### 1. WHY AM I UNABLE TO CONNECT TO MY MOBILE INTERNET SERVICE?

Check to make sure the SIM card is installed properly, and that your SIM card has 4G/3G data service. Also, make sure that antivirus software is not blocking your connection.

### 2. I'M HAVING TROUBLE USING THE DWR-932 ON MY MAC.

Due to how Mac OS handles USB ports, if you connect the DWR-932 to a different USB port than you originally used, you will need to reinstall the drivers.

### 3. IF I HAVE FORGOT MY SSID OR PASSWORD, WHAT CAN I DO?

You can press WPS key once to see SSID and password on the LCD screen.

## TECHNICAL SUPPORT

**United Kingdom (Mon-Fri)** , Website: <http://www.dlink.com>

Home Wireless/Broadband 0871 873 3000 (9.00am–06.00pm, Sat 10.00am-02.00pm)  
Managed, Smart, & Wireless Switches, or Firewalls 0871 873 0909 (09.00am- 05.30pm)  
(BT 10ppm, other carriers may vary.)

**Ireland (Mon-Fri)**, Website: <http://www.dlink.com>

All Products 1890 886 899 (09.00am-06.00pm, Sat 10.00am-02.00pm)  
Phone rates: €0.05ppm peak, €0.045ppm off peak times