

Quirky + 




SPOTTER

the multipurpose sensor

OVERVIEW

Part of the Quirky + GE collection of smart products, Spotter is a multipurpose sensor that keeps you updated on what's going on at home—from anywhere. Monitor motion, sound, light, temperature, and humidity all with your mobile device. Use Spotter for everything from baby monitoring to washer/dryer notifications to perfecting the temperature in your wine cellar.



FEATURES

- 1 Allows you to monitor motion, sound, light, temperature, and humidity from your mobile device
- 2 Instantly connects to your mobile device over any Wi-Fi® network

REQUIRED FOR USE (not in the box)

- 1 Wi-Fi®
- 2 Mobile device
- 3 Wink app

WHAT'S INCLUDED (in the box)

- 1 Spotter (with built-in magnetic back)
- 2 Two AA alkaline batteries
- 3 AC adapter
- 4 (2) Screws
- 5 (2) Mounting tape
- 6 Quick Start Card



GETTING STARTED

- 1 Download and install the Wink app on your mobile device as outlined in the Quick Start Card. The app will enable a Wi-Fi® connection between your mobile device and Spotter.
- 2 Turn Spotter ON, either with battery power or with the included AC adapter for a continuous power source.*

To use the pre-installed batteries, pull and remove the ribbon.

Note: Installing batteries improperly may result in damage to Spotter's hardware.

- 3 Open the Wink app. Follow the app's instructions to connect to your Spotter.

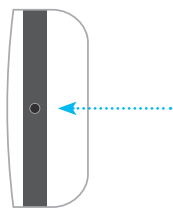
Your mobile device connects by sending light pulses into a sensor on your Spotter. It is best to do this in a dimly lit environment.

** For optimal performance, battery mode should only be used with light or motion sensing functions. For all other functions, be sure to use the power adapter.*


Correct adapter jack is located on Spotter's right side when the house icon is oriented upwards.



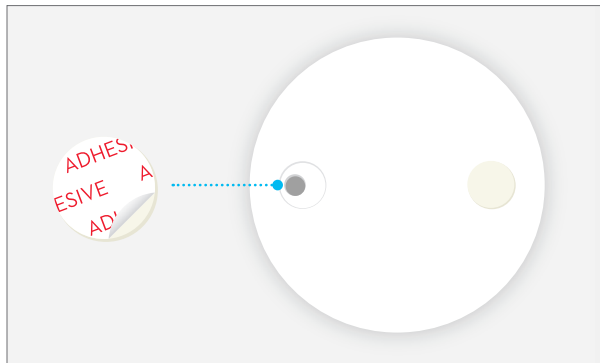
Front



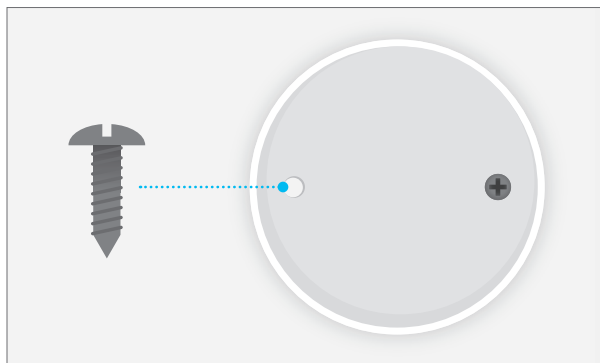
Right side



Spotter has built in magnets so you can use on any magnetic surface.



For semi-permanent to permanent mounting use included adhesive tape to secure Spotter.



Use screws to attach Spotter more permanently.

USING SPOTTER

- 1 Once connected, Spotter is ready to monitor motion, sound, light, temperature, and humidity.
- 2 There are many ways you can store Spotter for personalized monitoring:

No attachment - Place Spotter directly on any indoor counter, table, or flat surface where monitoring is needed.

Magnets - Use Spotter's built in magnets to stick it on any magnetic metal surface like your fridge, washer and dryer, or select cabinets

Double-sided wall mount tape - For semi-permanent to permanent mounting (depending on surface) use included adhesive mounting tape to secure Spotter. Adhesive mounting tape may damage certain surfaces during removal, so please test before using.

Screws - Use included screws to attach Spotter even more permanently. Remove Spotter's back cover. Align up arrow to point up, perpendicularly from the ground and screw the back battery door into the surface you wish to mount Spotter on.

- 3 Receive notifications via the Wink app when Spotter detects one of the options specified. Refer to the app for details on how to personalize your settings.

-
- 4 Battery life with standard use (light and motion sensing only).

Standby time*: 2.7 years

Typical use, event detection**: 143 days

Typical use, short polling***: 80 days

Continuous polling time: 40 hours

- 5 Replacing batteries

You will get a notification on your app when it's time to change to new batteries.

Remove Spotter's back cover to access the batteries.

When inserting new AA batteries, verify that the + and - indicators located within the compartment are aligned with those on the batteries.

Note: Installing batteries improperly may result in damage to Spotter's hardware.

**Standby mode: batteries lose charge over time, even in zero-load conditions. (Real-world standby time will be less)*

***Event Detection: calculated at 10 reports per day.*

****Short Polling: calculated at 30 minutes of live monitoring per day.*

TROUBLESHOOTING

If a Wi-Fi® connection is unavailable, Spotter will store the data and update the Wink app once the network is restored.

If you do not get push notifications on your mobile device from the Wink app as you have specified in the app, please check that notifications are turned on for Wink app in your mobile device's notification settings.

Questions? For service and support or tutorials, email us at questions@quirky or call 1-866-5QUIRKY.

PRECAUTIONS, CARE AND MAINTENANCE

DO NOT submerge Spotter in water.

DO NOT wash Spotter in a dishwasher.

DO NOT expose Spotter to heat sources.

DO NOT immerse batteries in water.

DO NOT dispose of batteries in fire as they may explode.

DO NOT attempt to disassemble, alter, or apply heat to the batteries.

Batteries exposed to extremely high heat may leak harmful liquids or ignitable materials, or explode, causing injury and product damage.

Use the manufacturer recommended AA batteries.

Safely dispose of batteries with your normal household waste. We urge you to recycle whenever possible.

Use care to avoid dropping Spotter or subjecting it to severe impact, which could damage the product.

Clean product with a damp soft cloth.

When replacing batteries, use a dry soft cloth to clean the battery compartment.

IMPORTANT SAFETY INSTRUCTIONS/ WARNINGS



CAUTION

To reduce the risk of electric shock, do not disassemble. Only remove the cover to access the batteries. No user-serviceable parts inside. Refer servicing to qualified service personnel.

WARNING

To reduce the risk of fire or electric shock, do not expose this appliance to rain or moisture.

CAUTION

To completely disconnect this product from power, disconnect the adapter plug from the wall outlet and remove the batteries. The adapter plug is used to completely disconnect the power supply to the unit and must be within easy access to the user.

CAUTION

To reduce the risk of electric shock, do not perform any servicing other than that contained in the operating instructions unless you are qualified to do so.

CAUTION

Risk of explosion if battery is replaced by an incorrect type. Dispose of used batteries according to the instructions.

CAUTION

Wink devices connect by receiving flashing light patterns that come from your phone's screen. Please note that a very small percentage of individuals may experience epileptic seizures when exposed to such light patterns or flashing lights. If you have an epileptic condition, consult your physician prior to using this app to connect a device.

IMPORTANT SAFETY INSTRUCTIONS

- 1 Read Instructions**—All safety and operating instructions should be read before operating the device.
- 2 Heed Warnings**—All warnings on the device and in the operating instructions should be adhered to.
- 3 Follow Instructions**—All operating and safety instructions should be followed.
- 4 Water & Moisture**—The device should never be used in, on or near water for risk of electric shock.
- 5 Batteries** - Use the recommended batteries. Keep batteries away from children. Keep batteries away from water and heat.
- 6 Batteries** - Replace exhausted batteries immediately. When replacing batteries, be sure to replace all the batteries at the same time. Do NOT mix old and new, or other battery types.
- 7 Ventilation**—The device should always be located in such a way that it maintains proper ventilation.
- 8 Heat**—Never locate the device near heat sources such as radiators, floor registers, stoves or other heat-generating devices.

- 9 Power Adapter** - Spotter should only be connected with the provided adapter.
- 10 Power Cord Protection**—Power cables should be routed so they are not likely to be stepped on or crushed by items placed on them or against them. Special attention should be paid to areas where the plug enters a socket or power strip and where the cord exits the device.
- 11 Cleaning**—The device should be cleaned in accordance with manufacturer's instructions stated in the Precautions, Care and Maintenance section.
- 12 Periods Of Non-Use**—Remove the batteries or unplug Spotter when it is not expected to be used for several months.
- 13 Dangerous Entry**—Care should be taken that no foreign objects or liquids fall or are spilled on or inside the device.
- 14 Damage Requiring Service**—The device should be serviced by licensed technicians when:
 - The internal electronic components have been damaged.
 - Objects have fallen or liquid spilled inside of the device.
 - The device has been exposed to moisture.
 - The device does not appear to be operating properly or exhibits a marked change in performance.
 - The device has been dropped or becomes damaged.
- 15 Service**—The device should always be serviced by licensed technicians. Only replacement parts specified by the manufacturer should be used. The use of unauthorized substitutions may result in fire, shock, or other hazards.

A NOTE ABOUT RECYCLING:

This product and its packaging materials are recyclable. Please dispose of any materials in accordance with the local recycling regulations. When discarding the unit, comply with local rules or regulations. This product and the supplied accessories constitute the applicable product according to the WEEE directive.

MODIFICATIONS DISCLAIMER

WARNING!!!

Changes or modifications not expressly approved by the manufacturer could void the user's authority to operate the equipment.

Note: The manufacturer is not responsible for any Radio or TV interference caused by unauthorized modifications to this equipment. Such modifications could void the user's authority to operate the equipment.

FCC COMPLIANCE

This device complies with Part 15 of the FCC Rules. Operation is subject to the following two conditions: (1) this device may not cause harmful interference, and (2) this device must accept any interference received, including interference that may cause undesired operation.

Changes or modifications not expressly approved by Quirky could void the user's authority to operate the equipment. NOTE: This equipment has been tested and found to comply with the limits for a Class B digital device, pursuant to Part 15 of the FCC Rules. These limits are designed to provide reasonable protection against harmful interference in a residential installation. This equipment generates, uses and can radiate radio frequency energy and, if not installed and used in accordance with the instructions, may cause harmful interference to radio communications. However, there is no guarantee that interference will not occur in a particular installation. If this equipment

does cause harmful interference to radio or television reception, which can be determined by turning the equipment off and on, the user is encouraged to try to correct the interference by one or more of the following measures:

Reorient or relocate the receiving antenna.

Increase the separation between the equipment and receiver.

Connect the equipment into an outlet on a circuit different from that to which the receiver is connected.

Consult the dealer or an experienced radio/TV technician for help.

RF EXPOSURE STATEMENT

To maintain compliance with FCC's RF Exposure guidelines, this equipment should be installed and operated with minimum 20cm distance between the device and your body. Use only the supplied antenna.

QUIRKY ORIGINAL PURCHASE PRODUCT WARRANTY

Quirky, Inc. ("Quirky") warrants to the original purchaser ("Purchaser") of this Quirky product, for the period of one (1) year following the date on which Purchaser purchases the product, that the product shall be free of defects in design, assembly, material, or workmanship.

Quirky will repair or replace, at its option, any defective product free of charge.

In order to qualify for this warranty, the Purchaser must provide the defective product and a copy of the original receipt of purchase, to Quirky for inspection. The receipt of purchase must indicate the product purchased, price paid, date of purchase, and name of merchant.

Alternatively, at the Purchaser's election, but subject to Quirky's approval, the Purchaser may obtain replacement parts from Quirky, free of charge. To obtain replacement parts, the Purchaser must provide the product serial number to Quirky in connection with any request for replacement parts.

To request service under this warranty, contact Quirky at 866-5-QUIRKY or questions@quirky.com, and a Quirky representative will provide instruction on how to proceed.

This warranty shall be null and void if Quirky determines that the product has been improperly installed, altered or tampered with any way. This warranty does not protect against normal-use wear and tear or damage due to abuse.

THIS WARRANTY CONTAINS THE SOLE WARRANTY OF QUIRKY. THERE ARE NO OTHER WARRANTIES, EXPRESSED OR IMPLIED, INCLUDING THE IMPLIED WARRANTY OR CONDITION OF QUALITY, MERCHANTABILITY OR FITNESS FOR A PARTICULAR PURPOSE, AND SUCH IMPLIED WARRANTIES, IF ANY, ARE LIMITED IN DURATION TO THE TERM OF THIS WARRANTY. IN NO EVENT SHALL QUIRKY BE LIABLE FOR INCIDENTAL, SPECIAL, DIRECT, INDIRECT OR CONSEQUENTIAL DAMAGES SUCH AS, BUT NOT LIMITED TO, LOST BUSINESS OR PROFITS ARISING OUT OF THE SALE OR USE OF ANY QUIRKY PRODUCT, EVEN IF ADVISED OF THE POSSIBILITY OF SUCH DAMAGES.

Some jurisdictions do not allow exclusions or limitations on implied warranties or incidental, consequential or other damages, so the above exclusions and limitations may not apply to you.

COPYRIGHT NOTICE

Copyright 2013 Quirky Incorporated

No part of this manual may be reproduced or modified without written consent from Quirky Incorporated.

Quirky Incorporated is not liable or responsible for any operational or technical errors or omissions made in this manual.

Quirky and Spotter are registered trademarks of Quirky Incorporated.

Wi-Fi® is a registered trademark of the Wi-Fi Alliance.

HOW TO OBTAIN SERVICE

Need help? We are available

weekdays: 9AM - 9PM EST
weekends: 12PM - 6PM EST

Email: questions@quirky.com

Call: 1-866-5QUIRKY

