

RUCKUS R320

Indoor 802.11ac Wave 2 2x2:2 Wi-Fi Access Point



Benefits

AFFORDABLE ENTERPRISE PERFORMANCE

The R320 provides great performance with extended range at an affordable price.

KEEP EXISTING SWITCHES AND CABLES

Designed to operate on existing PoE switches and CAT 5e cabling to minimize costly upgrades.

MULTIPLE MANAGEMENT OPTIONS

Manage the R320 from the cloud, with on-premises physical/virtual appliances, or without a controller.

STUNNING WI-FI PERFORMANCE

Extends coverage with patented BeamFlex™ adaptive antenna technology while mitigating interference by utilizing 64 directional antenna patterns.

AUTOMATE OPTIMAL THROUGHPUT

ChannelFly™ dynamic channel technology uses machine learning to automatically find the least congested channels. You always get the highest throughput the band can support.

MORE THAN WI-FI


Support services beyond Wi-Fi with [Cloudpath](#) security and onboarding software, [SPoT](#) Wi-Fi locationing engine, and [SCI](#) network analytics.

Smaller locations can face big-time demands on their wireless infrastructure. Whether working out of a small office or connecting to a public hotspot, users are often still accessing the same high-bandwidth applications and content they'd consume anywhere else. And they expect strong, reliable connectivity.

How can you provide it without breaking the bank? The RUCKUS R320 delivers consistent, reliable 802.11ac wave 2 wireless networking at an affordable price. It features the patented Ruckus BeamFlex adaptive antenna technology for performance optimization and interference mitigation found in our premier access points, delivering superior user experiences at extended ranges. But it provides them in an ultra-compact form factor built for small venues—with a price tag to match. The R320 is an ideal choice for low-density enterprise and hotspot environments including small and medium-size businesses, retail locations, restaurants, and multi-tenant small offices and branch offices. The R320 802.11ac wave 2 Wi-Fi AP incorporates patented technologies found only in the Ruckus Wi-Fi portfolio.

- Extended coverage with BeamFlex utilizing multi-directional antenna patterns.
- Improve throughput with ChannelFly, which dynamically finds less congested Wi-Fi channels to use.

The R320 provides an ideal combination of features and performance for smaller environments. Additionally, it supports up to 256 clients per AP. Whether you're deploying ten or ten thousand APs, the R320 is also easy to manage through Ruckus' appliance, virtual, controller-less and cloud management options.





BeamFlex Adaptive Antenna Technology

RUCKUS R320

Indoor 802.11ac Wave 2 2x2:2 Wi-Fi Access Point

Small Lightweight Form Factor With Built in Mounting Options For Easy Deployment

The R320 installs and mounts seamlessly, making it ideal for quick and effective set up for carrier and enterprise deployments.



RUCKUS R320

Indoor 802.11ac Wave 2 2x2:2 Wi-Fi Access Point

Access Point Antenna Pattern

Ruckus' BeamFlex adaptive antennas allow the R320 AP to dynamically choose among a host of antenna patterns (up to 64 possible combinations) in real-time to establish the best possible connection with every device. This leads to:

- Better Wi-Fi coverage
- Reduced RF interference

Traditional omni-directional antennas, found in generic access points, oversaturate the environment by needlessly radiating RF signals in all directions. In contrast, the Ruckus BeamFlex adaptive antenna directs the radio signals per-device on a packet-by-packet basis to optimize Wi-Fi coverage and capacity in real-time to support high device density environments. BeamFlex operates without the need for device feedback and hence can benefit even devices using legacy standards.

Figure 1. Example of BeamFlex pattern

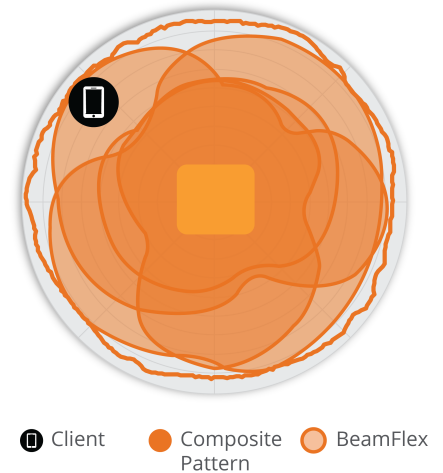


Figure 2. R320 2.4GHz Azimuth Antenna Patterns



Figure 3. R320 5GHz Azimuth Antenna Patterns



Figure 4. R320 2.4GHz Elevation Antenna Patterns

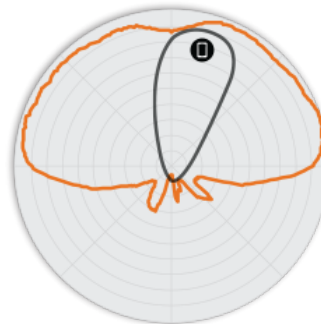
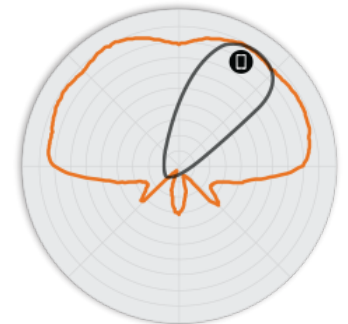


Figure 5. R320 5GHz Elevation Antenna Patterns



Note: The outer trace represents the composite RF footprint of all possible BeamFlex antenna patterns, while the inner trace represents one BeamFlex antenna pattern within the composite outer trace.

RUCKUS R320

Indoor 802.11ac Wave 2 2x2:2 Wi-Fi Access Point

WI-FI	
Wi-Fi Standards	<ul style="list-style-type: none"> IEEE 802.11a/b/g/n/ac wave 2
Supported Rates	<ul style="list-style-type: none"> 802.11ac: 6.5 to 867Mbps (MCS0 to MCS9, NSS = 1 to 2 for VHT20/40/80) 802.11n: 6.5 Mbps to 300Mbps (MCS0 to MCS15) 802.11a/g: 54, 48, 36, 24, 18, 12, 9, 6Mbps 802.11b: 11, 5.5, 2 and 1 Mbps
Supported Channels	<ul style="list-style-type: none"> 2.4GHz: 1-13 5GHz: 36-64, 100-144, 149-165
MIMO	<ul style="list-style-type: none"> 2x2 SU-MIMO 2x2 MU-MIMO
Spatial Streams	<ul style="list-style-type: none"> 2 SU-MIMO 2 MU-MIMO
Radio Chains and Streams	<ul style="list-style-type: none"> 2x2:2
Channelization	<ul style="list-style-type: none"> 20, 40, 80MHz
Security	<ul style="list-style-type: none"> WPA-PSK, WPA-TKIP, WPA2 AES, WPA3, 802.11i, Dynamic PSK WIPS/WIDS
Other Wi-Fi Features	<ul style="list-style-type: none"> WMM, Power Save, Tx Beamforming, LDPC, STBC, 802.11r/k/v Hotspot Hotspot 2.0 Captive Portal WISPr

RF	
Antenna Type	<ul style="list-style-type: none"> BeamFlex adaptive antennas Adaptive antenna that provides up to 64 unique antenna patterns per band
Antenna Gain (max)	<ul style="list-style-type: none"> Up to 3dBi
Peak Transmit Power (aggregate across MIMO chains)	<ul style="list-style-type: none"> 2.4GHz: 23dBm 5GHz: 23dBm
Minimum Receive Sensitivity¹	<ul style="list-style-type: none"> -101dBm
Frequency Bands	<ul style="list-style-type: none"> ISM (2.4-2.484GHz) U-NII-1 (5.15-5.25GHz) U-NII-2A (5.25-5.35GHz) U-NII-2C (5.47-5.725GHz) U-NII-3 (5.725-5.85GHz)

2.4GHZ RECEIVE SENSITIVITY			
HT20		HT40	
MCS0	MCS7	MCS0	MCS7
-94	-74	-91	-71

5GHZ RECEIVE SENSITIVITY					
VHT20		VHT40		VHT80	
MCS0	MCS7	MCS0	MCS7	MCS0	MCS7
-94	-75	-91	-72	-88	-69

2.4GHZ TX POWER TARGET	
Rate	Pout (dBm)
MCS0 HT20	20
MCS7 HT20	15

5GHZ TX POWER TARGET	
Rate	Pout (dBm)
MCS0 VHT20	20
MCS7 VHT20	15
MCS0 VHT40,VHT80	18
MCS7 VHT40, VHT80	17

PERFORMANCE AND CAPACITY	
Peak PHY Rates	<ul style="list-style-type: none"> 2.4GHz: 300Mbps 5 GHz: 867Mbps
Client Capacity	<ul style="list-style-type: none"> Up to 256 clients per AP
SSID	<ul style="list-style-type: none"> Up to 16 per AP

RUCKUS RADIO MANAGEMENT	
Antenna Optimization	<ul style="list-style-type: none"> BeamFlex
Wi-Fi Channel Management	<ul style="list-style-type: none"> ChannelFly Background Scan Based
Client Density Management	<ul style="list-style-type: none"> Adaptive Band Balancing Client Load Balancing Airtime Fairness Airtime-based WLAN Prioritization
SmartCast Quality of Service	<ul style="list-style-type: none"> QoS-based scheduling Directed Multicast L2/L3/L4 ACLs
Mobility	<ul style="list-style-type: none"> SmartRoam
Diagnostic Tools	<ul style="list-style-type: none"> SpeedFlex

NETWORKING	
Controller Platform Support	<ul style="list-style-type: none"> SmartZone ZoneDirector Unleashed² Cloud Standalone
Mesh	<ul style="list-style-type: none"> No Mesh support
IP	<ul style="list-style-type: none"> IPv4, IPv6
VLAN	<ul style="list-style-type: none"> 802.1Q (1 per BSSID or dynamic per use based on RADIUS) VLAN Pooling Port-based
802.1x	<ul style="list-style-type: none"> Authenticator & Supplicant
Tunnel	<ul style="list-style-type: none"> L2TP, GRE, Soft-GRE
Policy Management Tools	<ul style="list-style-type: none"> Application Recognition and Control Access Control Lists Device Fingerprinting Rate Limiting

¹ Rx sensitivity varies by band, channel width and MCS rate.

² Refer to Unleashed datasheets for SKU ordering information.

RUCKUS R320

Indoor 802.11ac Wave 2 2x2:2 Wi-Fi Access Point

PHYSICAL INTERFACES	
Ethernet	<ul style="list-style-type: none">1 x 1 GbE port, RJ-45

PHYSICAL CHARACTERISTICS	
Physical Size	<ul style="list-style-type: none">13.2(L) x 13.8(W) x 3.1(H) cm5.2(L) x 5.4(W) x 1.2(H) in
Weight	<ul style="list-style-type: none">308g (10.9oz)
Mounting	<ul style="list-style-type: none">Wall, Drop ceiling, DeskSecure bracket (sold separately)
Physical Security	<ul style="list-style-type: none">Hidden latching mechanismKensington lockT-bar Torx
Operating Temperature	<ul style="list-style-type: none">0 °C (32 °F) to 40 °C (104 °F)
Operating Humidity	<ul style="list-style-type: none">Up to 95%, non-condensing

POWER ³	
Power Supply	Maximum Power Consumption
802.3af	<ul style="list-style-type: none">12.18W
DC input 12 VDC 1A	<ul style="list-style-type: none">9.15W

CERTIFICATIONS AND COMPLIANCE	
Wi-Fi Alliance ⁴	<ul style="list-style-type: none">Wi-Fi CERTIFIED™ a, b, g, n, acPasspoint®, Vantage
Standards Compliance ⁵	<ul style="list-style-type: none">EN 60950-1 SafetyEN 60601-1-2 MedicalEN 61000-4-2/3/5 ImmunityEN 50121-1 Railway EMCEN 50121-4 Railway ImmunityIEC 61373 Railway Shock & VibrationUL 2043 PlenumEN 62311 Human Safety/RF ExposureWEEE & RoHSISTA 2A Transportation

SOFTWARE AND SERVICES	
Location Based Services	<ul style="list-style-type: none">SPoT
Network Analytics	<ul style="list-style-type: none">SmartCell Insight (SCI)
Security and Policy	<ul style="list-style-type: none">Cloudpath

ORDERING INFORMATION	
901-R320-XX02	<ul style="list-style-type: none">Concurrent dual band 802.11ac wave 2 AP, no power adapter

See Ruckus price list for country-specific ordering information.
Warranty: Sold with a limited lifetime warranty.
For details see: <http://support.ruckuswireless.com/warranty>.

OPTIONAL ACCESSORIES	
902-0162-XXYY	<ul style="list-style-type: none">PoE injector (24W) (Sold in quantities of 1, 10 or 100)
902-0195-0000	<ul style="list-style-type: none">Spare, T-bar ceiling mount kit for mounting to flush frame ceiling
902-0120-0000	<ul style="list-style-type: none">Spare, Accessory Mounting Bracket
902-0173-XXYY	<ul style="list-style-type: none">Power Adapter (12V, 1.0A, 12W) (Sold in quantities of 1 or 10)

PLEASE NOTE: When ordering Indoor APs, you must specify the destination region by indicating -US, -WW, or -Z2 instead of XX. When ordering PoE injectors or power supplies, you must specify the destination region by indicating -US, -EU, -AU, -BR, -CN, -IN, -JP, -KR, -SA, -UK, or -UN instead of -XX.

For access points, -Z2 applies to the following countries: Algeria, Egypt, Israel, Morocco, Tunisia, and Vietnam.

³ Max power varies by country setting, band, and MCS rate.

⁴ For complete list of WFA certifications, please see the Wi-Fi Alliance website.

⁵ For current certification status, please see the price list.

RUCKUS R320

Indoor 802.11ac Wave 2 2x2:2 Wi-Fi Access Point

CommScope pushes the boundaries of communications technology with game-changing ideas and ground-breaking discoveries that spark profound human achievement. We collaborate with our customers and partners to design, create and build the world's most advanced networks. It is our passion and commitment to identify the next opportunity and realize a better tomorrow. Discover more at commscope.com

COMMScope®

commscope.com

Visit our website or contact your local CommScope representative for more information.

© 2020 CommScope, Inc. All rights reserved.

Unless otherwise noted, all trademarks identified by ® or ™ are registered trademarks, respectively, of CommScope, Inc. This document is for planning purposes only and is not intended to modify or supplement any specifications or warranties relating to CommScope products or services. CommScope is committed to the highest standards of business integrity and environmental sustainability with a number of CommScope's facilities across the globe certified in accordance with international standards, including ISO 9001, TL 9000, and ISO 14001.

Further information regarding CommScope's commitment can be found at www.commscope.com/About-Us/Corporate-Responsibility-and-Sustainability.